

Wafer Check Valves

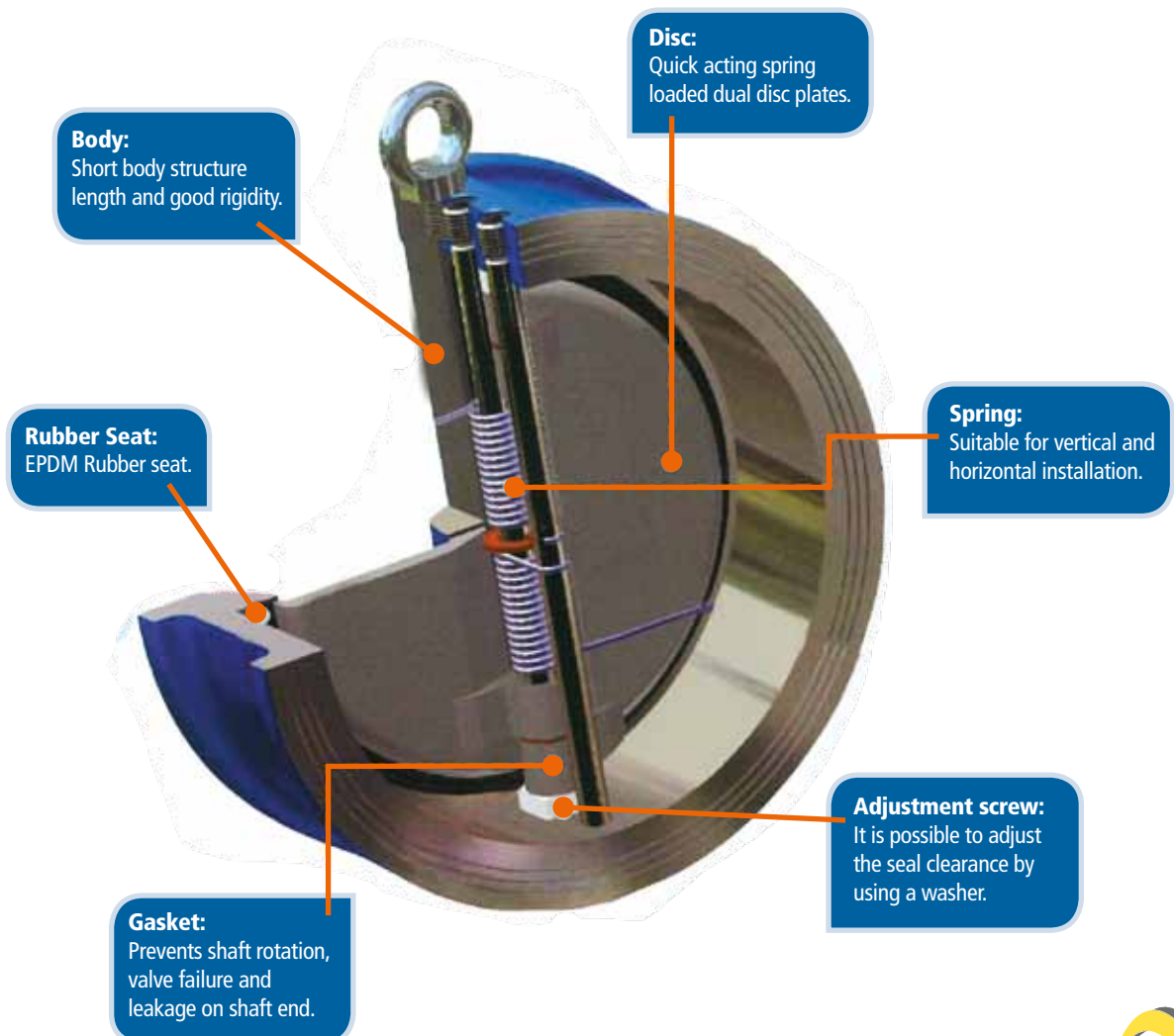
FEATURES:

- Suitable for: water, sewage, sea water, air, food stuff & oil.
- Suitable for flange mounting.
- Suitable for horizontal and vertical installation.
- Spring loaded dual disc plates.
- FBE coating.

TECHNICAL INFORMATION:

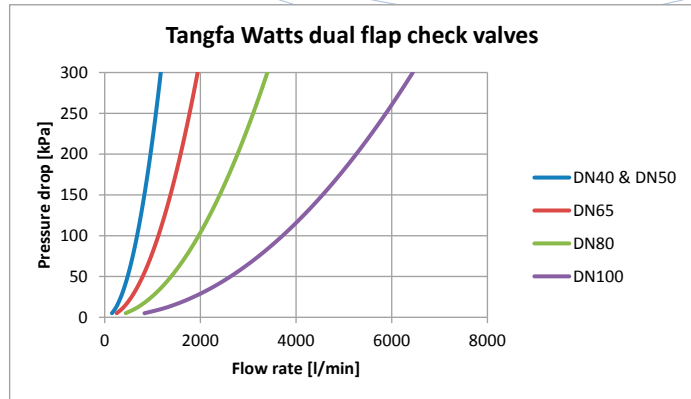
- PN16
- Temperature range: -10°C – 120°C

NOTE: The stem of the valve should be perpendicular to the horizontal level when the valve is mounted on horizontal pipeline. For vertical installation the direction of flow should be downward.



INDUSTRIAL PRODUCTS

Wafer Check Valves

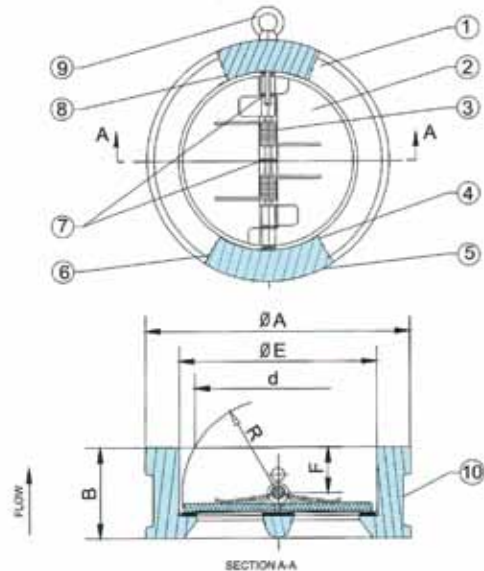


FEATURES:

- Suitable for: water, sewage, sea water, air, foodstuff, oil etc.
- Working Temperature: -10°C ~ 120°C
- Suitable for Flange Mounting

TECHNICAL SPECIFICATIONS:

NUMBER	PART	MATERIAL
1	Body	Ductile Iron
2	Plate	CF8,
3	Spring	Stainless Steel
4	Hinge Pin	Stainless Steel
5	Plug	Carbon Steel
6	Body Bearing	PTFE
7	Spring Bearing	PTFE
8	Stop Pin	Stainless Steel
9	Eye Bolt	Carbon Steel
10	Body Seat	EPDM



DIMENSIONS:

SIZE		B	E	F	R	d	A
in	DN						
2	50	43	65	19	28.8	43.3	107
2-1/2	65	46	80	20	36.1	60.2	127
3	80	64	94	28	43.4	66.4	142
4	100	64	117	27	52.8	90.8	162
5	125	70	145	30	65.7	116.9	192
6	150	76	170	30	78.6	144.6	218
8	200	89	224	31	104.4	198.2	273
10	250	114	265	33	127	233.7	328
12	300	114	310	50	148.3	283.9	378/382
14	350	127	360	43	172.4	332.9	438/442
16	400	140	410	45	197.4	381	488/495
18	450	152	450	52	217.8	419.9	538/555
20	500	152	505	58	241	467.8	592/617
24	600	178	624	73	295.4	572.6	695/734

= Special Order Items

